

Kids Church Online – Easter Sunday!

Activity:

(Can play after video to give them a break before discussion, or play after discussion and craft)

Puzzle - Print memory verse puzzle. Help them write out the memory verse (Mark 16:6 - you are looking for Jesus the Nazarene, who was crucified. He has risen! He is not here.) over the puzzle. Then cut the puzzle into pieces for them to solve. Time them or print two sets and race them if you would like

Discussion Q's:

Recap Friday:

- why did Jesus have to die on the cross?

Open a bible to mark 16:1-8

- What did the women find in the tomb?

There was a young man in a white robe who told them Jesus was alive

- Why is Jesus resurrection important??

By His resurrection He conquers death - He is able to give us new eternal life and raise us up with Him.

- why didn't the women say anything to anyone?

Because they were afraid...

- What are we supposed to do with the news that Jesus has risen??

Go and tell the world - Jesus died and has risen and gives new life

- have you ever tried to tell anyone about Jesus? How did you feel?

- what are some ways you can tell people about Jesus yourself or ways you can get them to hear about Jesus?

Help child think through what the gospel message is at their age appropriate level

Invite to Kids church kid's club scripture

- Write down 3 friends you have that need to hear about Jesus

Prayer -

Thank God for Jesus - that He died for our sins, that He rose to life again, that He gives us life

Say sorry for our sins, that Jesus had to die for

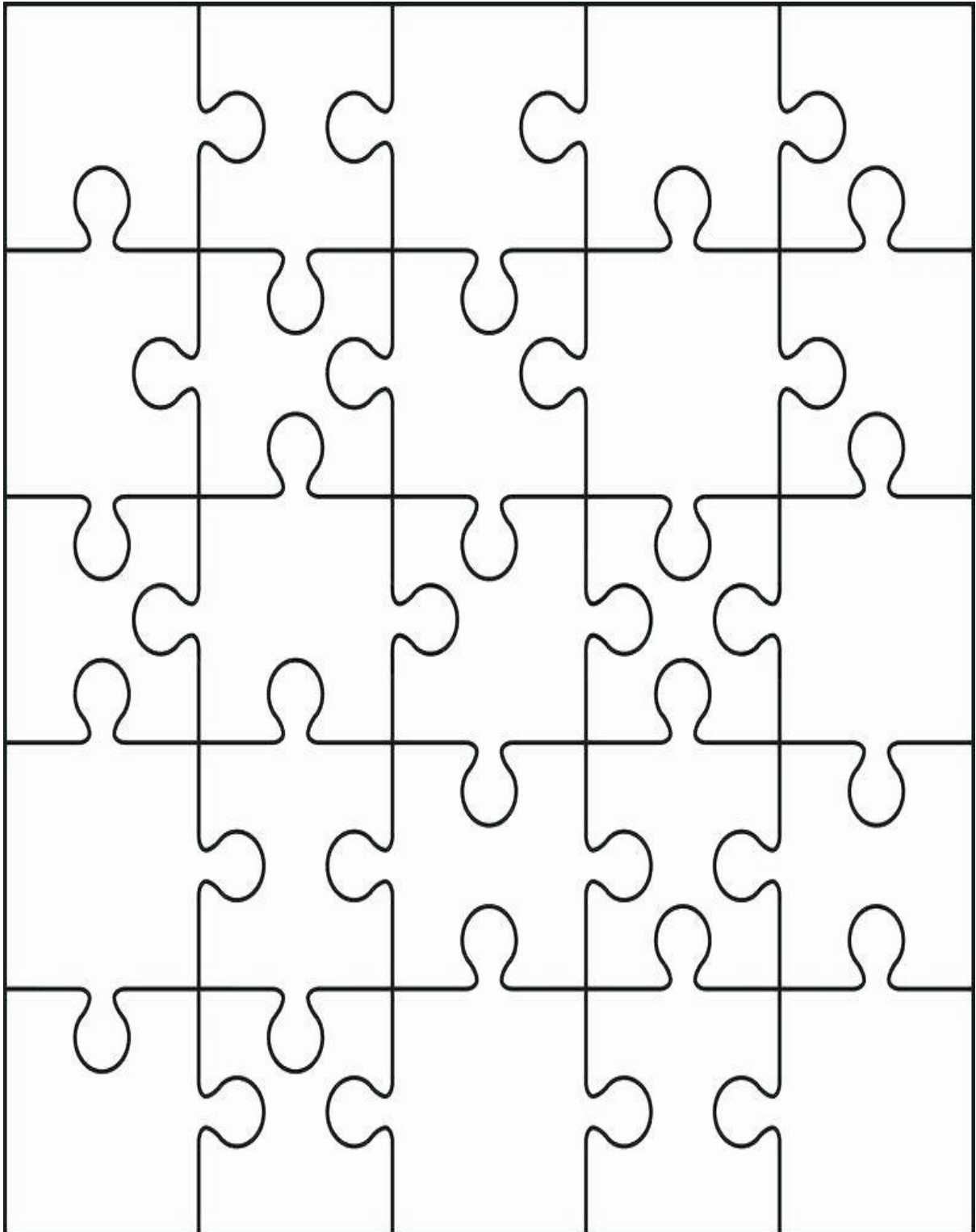
Ask God to help us tell our friends about Jesus. (The 3 written down especially)

Ask God to help our friends come to trust in Him and help us to trust in Him!

Craft:


Create a little tomb with a rolled away stone on the He is risen box below

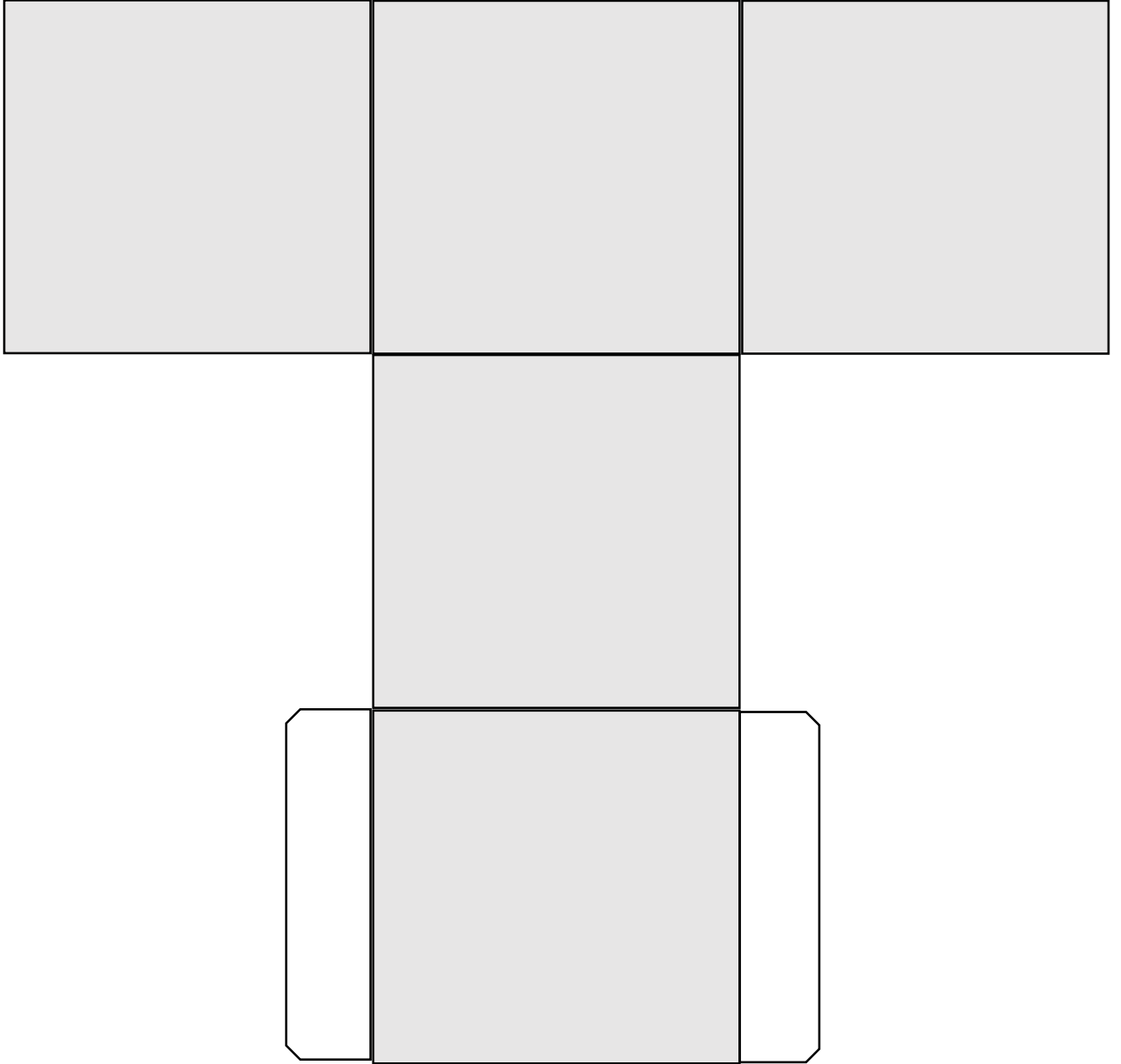
Memory verse puzzle:



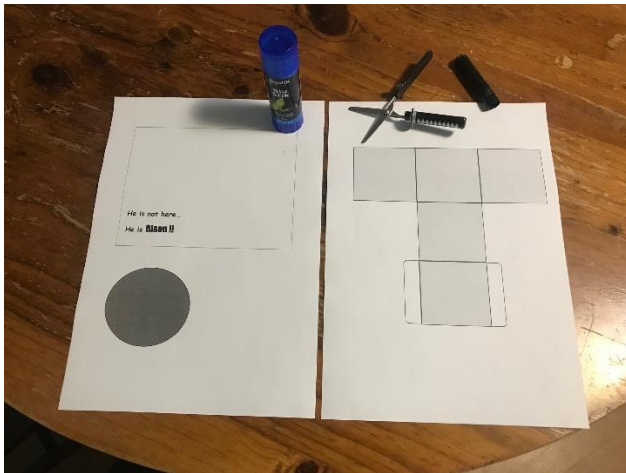
He is not here...

He is **Risen !!**






Craft Instructions/Example:




1. Cut out net shape, circle and 'he is risen' box [Additional colouring/decoration to the tomb (the 5 boxes) or sheet is probably easiest done now]



2. Fold net shape into a box, glue the white tabs to hold the box together



3. Glue the box to the 'he is risen' sheet. Have the open side facing the base.



4. Fold down part of the circle and glue it to sheet, leaned against the box.



Finished!! Extra decoration is optional but if you're feeling colourful and creative then go for it :)